J121146

标记	文件号	修改内容	签名	日期

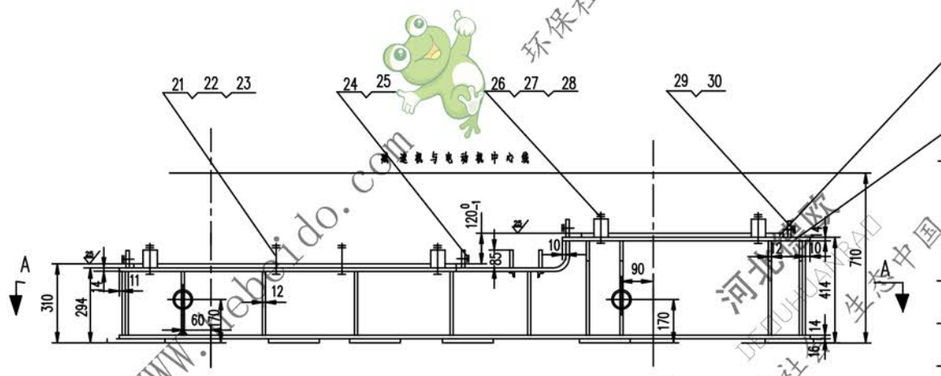

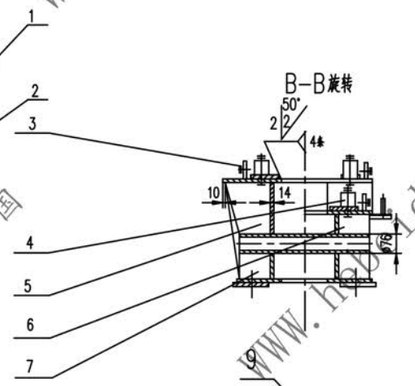

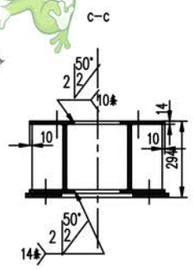

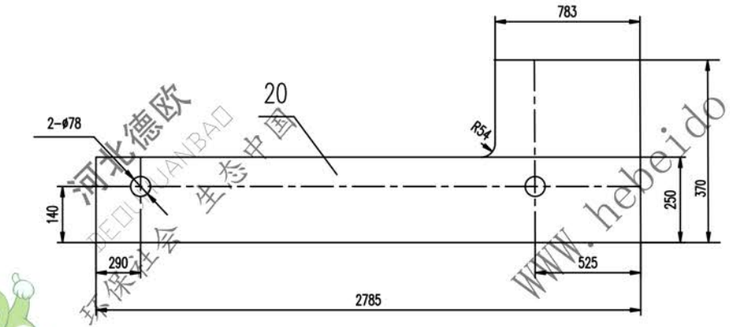

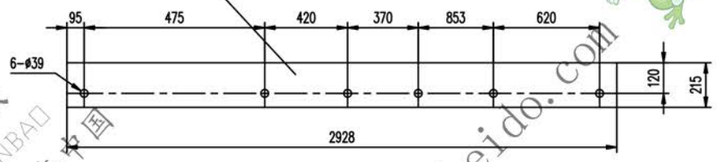

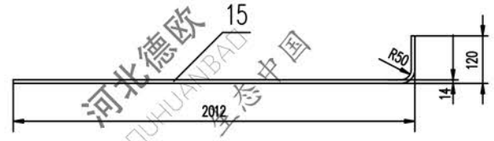

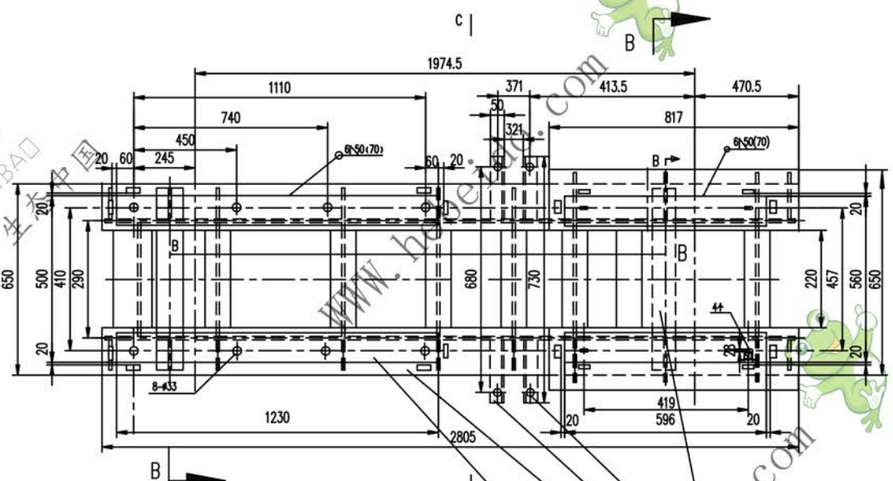

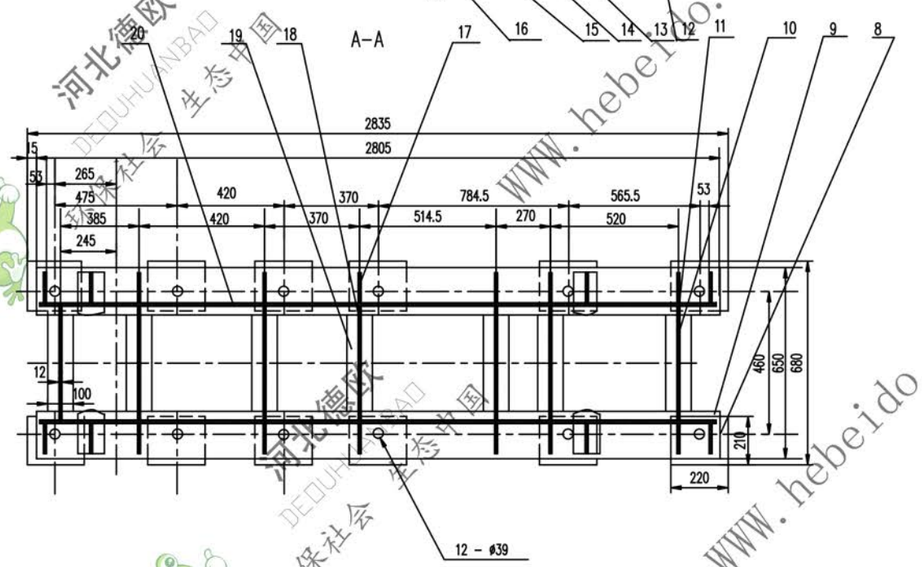

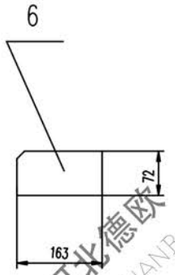

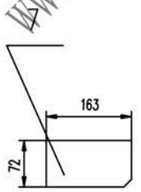

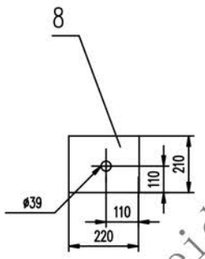

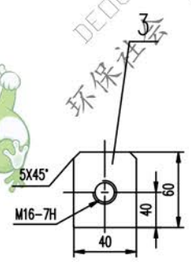

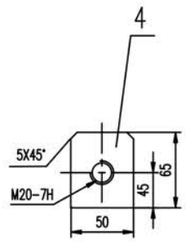

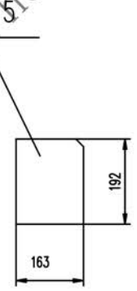

技术要求

1. 所有下料周边表面粗糙度 100
2. 未注焊缝均为连续角焊，焊缝高度为被焊件最小厚度。
3. 所有孔表面粗糙度为 50
4. 未注倒角15x45°。
5. 挡板圆弧加工后焊接
5. 本焊体执行GB10595-89中3.11的规定。

序号	代号	名称	数量	材料	单重	总重	附注
					重量(kg)		
30	GB41-86	螺母 M16	8		0.034	0.272	
29	GB85-88	螺钉 M16X80	8		0.125	1.00	
28	GB97.1-85	垫圈 20	4		0.017	0.068	
27	GB41-86	螺母M20	8		0.062	0.496	
26	GB5780-86	螺栓M20x130	4		0.395	1.58	
25	GB41-86	螺母 M20	8		0.062	0.496	
24	GB85-88	螺栓 M20X80	8		0.210	1.680	
23	GB97.1-85	垫圈 30	8		0.054	0.324	
22	GB41-86	螺母M30	16		0.234	2.808	
21	GB5780-86	螺栓 M30X160	8		1.224	7.344	
20		钢板δ14	2	Q235-A	85.8	171.6	
19		钢板14x100x(220)	14	Q235-A	2.4	33.6	
18		钢板12x276x250	5	Q235-A	6.46	32.3	
17		钢板12x163x250	10	Q235-A	3.81	38.1	
16		钢板(16)x130x1230	2	Q235-A	20.09	40.17	
15		钢板14x215x2094	2	49	50.06	100.1	
14		角钢50x50x5-213	4	Q235-A	0.803	3.212	
13		圆钢16x85	4	20	0.134	0.536	
12		管φ76x12x640	2	Q235-A	12.12	24.24	
11		钢板δ12	6	Q235-A	5.68	34.09	
10		钢板12x276x370	2	Q235-A	9.62	19.24	
9		钢板δ14	2	Q235-A	65.86	131.7	
8		钢板16x210x220	12	Q235-A	5.77	69.24	
7		钢板δ12	4	Q235-A	1.56	6.24	
6		钢板δ12	2	Q235-A	1.1	2.2	
5		钢板δ12	2	Q235-A	2.95	5.9	
4		挡板δ20	8	Q235-A	0.47	3.76	
3		挡板δ16	8	Q235-A	0.25	2.00	
2		钢板14x23x817	2	Q235-A	19.18	38.36	
1		钢板(16)x120x596	2	Q235-A	8.98	17.97	

合同号						
设计	韩晓晨	工艺会审		驱动装置架	J121146	
校对		标准	韩晓晨	III型	图样标记	重量 kg 比例
复核	刘飞	图形输入		部件	S	794
标准化检查		日期			共 1 页	第 1 页

A1 图纸文件名 J121146